










THE SNAKE GAME

- • Print it, laminate and cut like this:
- • Make pairs
- • To play the Snake, start by lying all the tiles face UP
- • The first you have to find the start.
- • Enjoy the time with the Little MOLE ☺



<p>START</p>	<p>The Mole is driving a car.</p>		<p>The Mole is flying in the Hot air ballon.</p>
	<p>The Mole is sitting with a frog.</p>		<p>The Mole is riding a scooter.</p>
	<p>The Mole is holding an umbrella.</p>		<p>The Mole has got a red pencil.</p>
	<p>The Mole is driving a train.</p>		<p>The Mole is standing on the snail.</p>



They are making music.



The Mole is playing with a butterfly.



They are hunting the fish.



The Mole is wearing blue trousers.



The Mole is painting an egg.



They are building a house.



It is snowing.



It is raining.



The Mole is singing.



FINISH

Resources: USED PICTURES

<http://www.kittyshop.cz/kittyshop/eshop/36-1-KRTECEK>

https://www.zlate-mince.cz/mince/Krteckuv_svet.htm

<https://slideplayer.cz/slide/2028720>

<https://www.sevt.cz/hledani/?searchtext=krte%C4%8Dek&searchmode=anyword>

<https://www.agatinsvet.cz/hledani/?q=krtek>